

TECHNICAL CATALOGUE

BALL VALVES




> THE COMPANY

ITAP SpA, founded in Lumezzane (Brescia) in 1972, is currently one of the leading production companies in Italy of **valves, fittings and distribution manifolds** for plumbing and heating systems.

Thanks to fully automated production processes, with 85 tooling machines and 55 assembly lines, we are able to produce 400,000 pieces per day.

Our innate pursuit for innovation and observance of technical regulations is supported by the company certification ISO 9001: 2015. The company has always considered its focus on quality as the main tool to obtain significant business results: today ITAP SpA is proud to offer products bearing the approval of numerous international certifying bodies.



> ITAP products have obtained approvals by more than 30 certification bodies from all over the world.





BALL VALVES

115 Standard flow ball valve with revolving drain cock

Suitable for domestic water services, heating, air-conditioning plants and compressed air.



SIZE	PRESSURE	CODE	PACKING
1/2" (DN 15)	25bar/362.5psi	1150012	14/112
3/4" (DN 20)	25bar/362.5psi	1150034	8/64
1" (DN 25)	25bar/362.5psi	1150100	8/48
1"1/4 (DN 32)	20bar/290psi	1150114	4/32
1"1/2 (DN 40)	20bar/290psi	1150112	4/28
2" (DN 50)	20bar/290psi	1150200	2/18

CERTIFICATIONS



TECHNICAL SPECIFICATIONS

Female/female threads.

Lever handle in steel.

Body in nickel-plated brass.

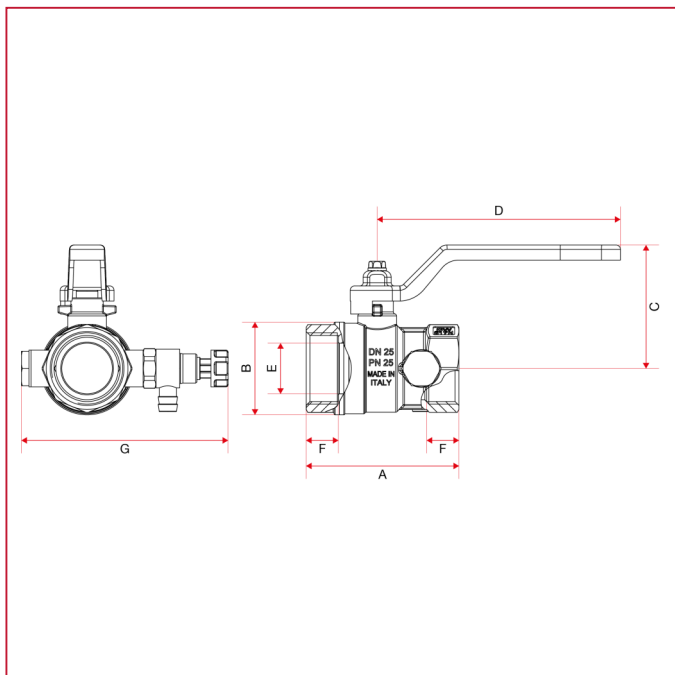
Minimum and maximum working temperatures: -20°C, 110°C in absence of steam.

Threads: ISO 228 (equivalent to DIN EN ISO 228 and BS EN ISO 228).



BALL VALVES

OVERALL DIMENSIONS



	1/2"	3/4"	1"	1"1/4	1"1/2	2"
DN	15	20	25	32	40	50
A	53	58	71	81	93	108
B	29	36	43	53	63	79
C	40	54	57	73	78	94
D	80	113	113	138	138	158
E	14	18,5	23,5	30	37	47
F	12	12	15	16	18	19
G	84	89	96	104	111	124
Kg/cm2 bar	25	25	25	20	20	20
LBS - psi	362,5	362,5	362,5	290	290	290



BALL VALVES

099 Full flow ball valve, male/male thread

Suitable for domestic water services, heating, air-conditioning plants and compressed air.



099

SIZE	PRESSURE	CODE	PACKING
1/2" (DN 15)	40bar/580psi	0990012	25/125
3/4" (DN 20)	40bar/580psi	0990034	15/90
1" (DN 25)	40bar/580psi	0990100	10/60
1"1/4 (DN 32)	30bar/435psi	0990114	5/30
1"1/2 (DN 40)	30bar/435psi	0990112	3/27
2" (DN 50)	30bar/435psi	0990200	2/18



099F

SIZE	PRESSURE	CODE	PACKING
1/2" (DN 15)	40bar/580psi	0990012F	25/150
3/4" (DN 20)	40bar/580psi	0990034F	20/100
1" (DN 25)	40bar/580psi	0990100F	10/60

CERTIFICATIONS



TECHNICAL SPECIFICATIONS

Male/male threads.

Lever handle in aluminium or T handle in aluminium.

Body in nickel-plated brass.

Minimum and maximum working temperatures: -10°C, 95°C in absence of steam.

Threads: ISO 228 (equivalent to DIN EN ISO 228 and BS EN ISO 228).

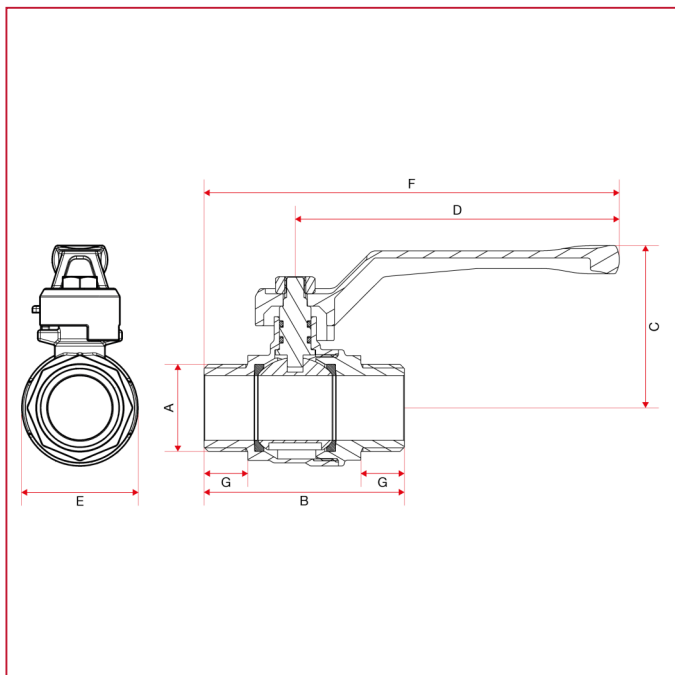
Available with T handle in aluminium in the sizes 1/2" through 1".

Mention "F" in the code to order the T handle.



BALL VALVES

OVERALL DIMENSIONS art.099

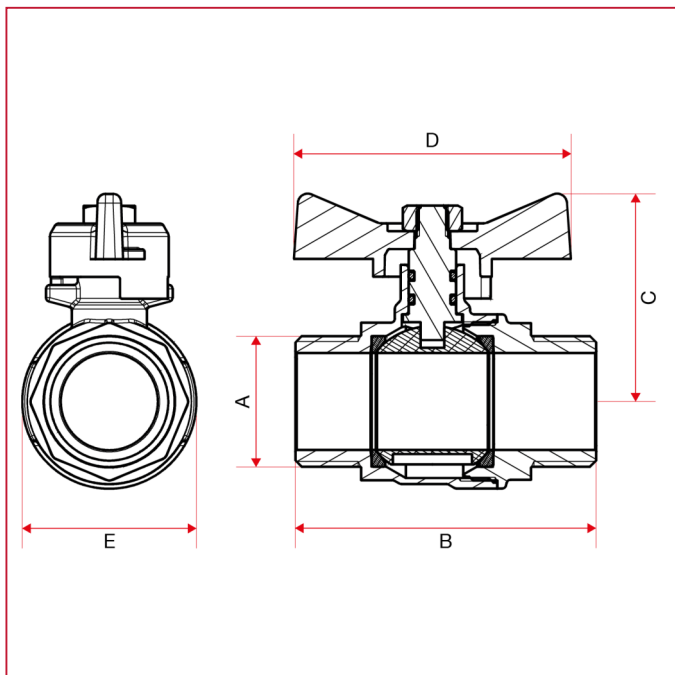


	1/2"	3/4"	1"	1"1/4	1"1/2	2"
DN	15	20	25	32	40	50
A	1/2"	3/4"	1"	1"1/4	1"1/2	2"
B	62	65	76	87	103	113
C	45	48	62	66	83	91
D	95	95	123	123	150	150
E	29,5	37	44	56	68	87
F	121	124	157	163	197	205
G	11,5	13	16,5	16	18	20
Kg/cm2 bar	40	40	40	30	30	30
LBS - psi	580	580	580	435	435	435



BALL VALVES

OVERALL DIMENSIONS art.099F



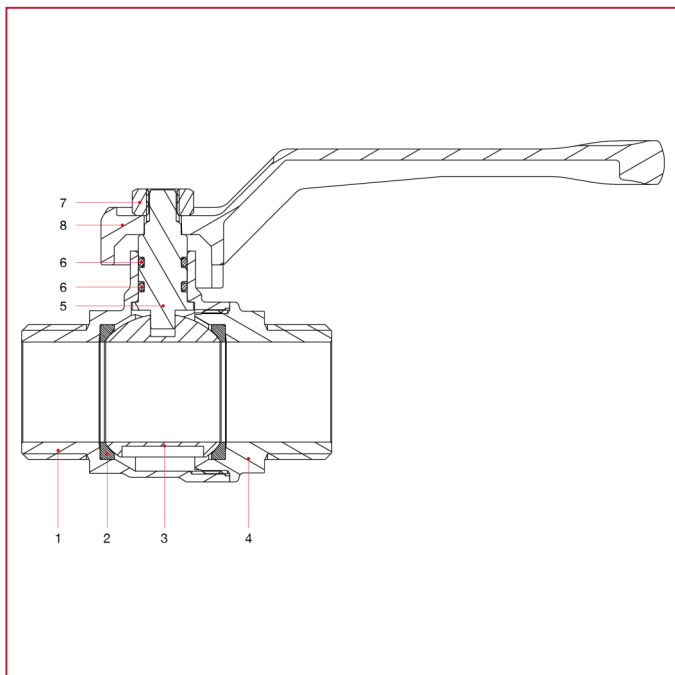
099F

	1/2"	3/4"	1"
DN	15	20	25
A	1/2"	3/4"	1"
B	62	65	76
C	40	43	52
D	54	54	70
E	29,5	37	44
Kg/cm ² bar	40	40	40
LBS - psi	580	580	580



BALL VALVES

MATERIALS art.099

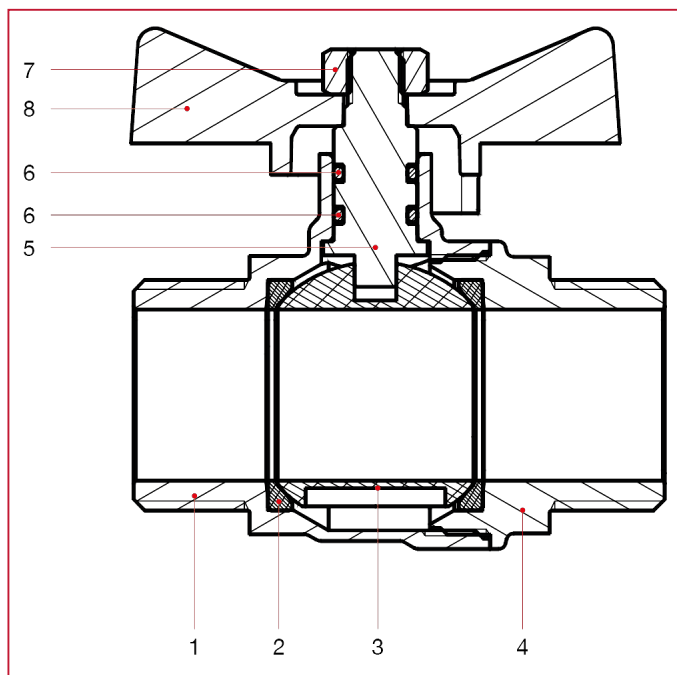


POS.	DESCRIPTION	N.	MATERIALE
1	Body	1	Nickel-plated brass CW617N
2	Seat	2	P.T.F.E.
3	Ball	1	Chrome-plated brass CW617N
4	Male end adapter	1	Nickel-plated brass CW617N
5	Stem	1	Brass CW617N
6	O-ring	2	NBR
7	Nut	1	Zinc-plated iron
8	Lever handle	1	Varnished aluminium



BALL VALVES

MATERIALS art.099F



POS.	DESCRIPTION	N.	MATERIALE
1	Body	1	Nickel-plated brass CW617N
2	Seat	2	P.T.F.E.
3	Ball	1	Chrome-plated brass CW617N
4	Male end adapter	1	Nickel-plated brass CW617N
5	Stem	1	Brass CW617N
6	O-ring	2	NBR
7	Nut	1	Zinc-plated iron
8	T handle	1	Varnished aluminium



BALL VALVES

128 3-way ball valve

Suitable for domestic water services, heating, air-conditioning plants and compressed air.



SIZE	PRESSURE	CODE	PACKING
1/4" (DN 8)	55bar/797.5psi	1280014L/T	4/32
3/8" (DN 10)	55bar/797.5psi	1280038L/T	4/32
1/2" (DN 15)	50bar/725psi	1280012L/T	4/32
3/4" (DN 20)	50bar/725psi	1280034L/T	2/16
1" (DN 25)	45bar/652.5psi	1280100L/T	2/16
1"1/4 (DN 32)	35bar/507.5psi	1280114L/T	2/12
1"1/2 (DN 40)	35bar/507.5psi	1280112L/T	2/8
2" (DN 50)	35bar/507.5psi	1280200L/T	2/4

CERTIFICATIONS



TECHNICAL SPECIFICATIONS

Female/female/female threads.

Lever handle in aluminium.

Body in nickel-plated brass.

Minimum and maximum working temperatures: -10°C, 120°C in absence of steam.

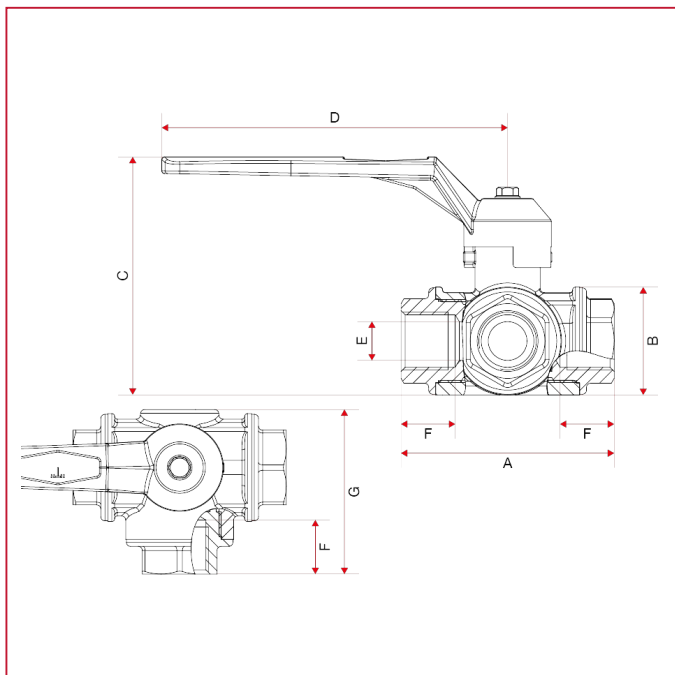
Threads: ISO 228 (equivalent to DIN EN ISO 228 and BS EN ISO 228).

Available with T or L ball. (Please, specify in the order).



BALL VALVES

OVERALL DIMENSIONS

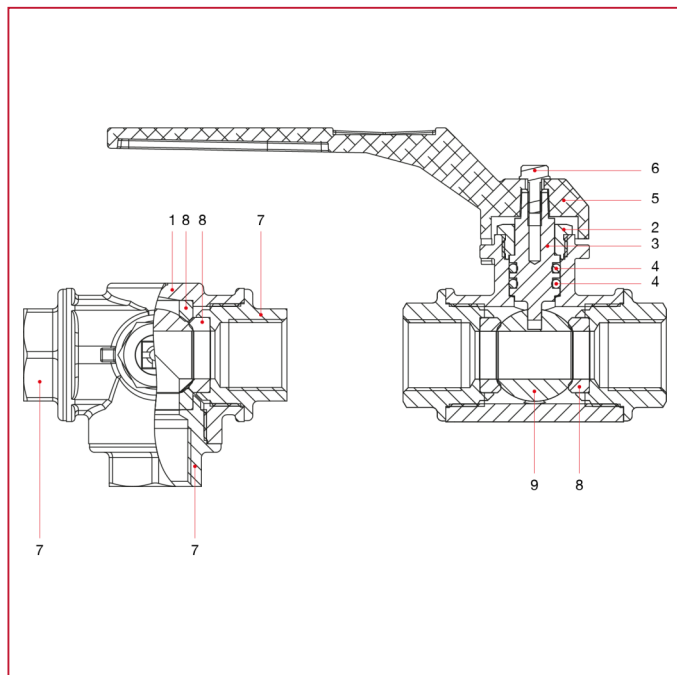


	1/4"	3/8"	1/2"	3/4"	1"	1"1/4	1"1/2	2"
DN	8	10	15	20	25	32	40	50
A	77	77	77	92	104	118	138	162
B	44	44	44	50	60	68	80	96
C	87	87	87	108	126	136	149	187
D	125	125	125	145	170	170	170	260
E	10	12	14	18	23	29	36	45
F	18	18	18	22	23	26	30	35
G	61	61	61	71	82	93	109	129
Kg/cm ² bar	55	55	50	50	45	35	35	35
LBS - psi	797,5	797,5	725	725	652,5	507,5	507,5	507,5



BALL VALVES

MATERIALS



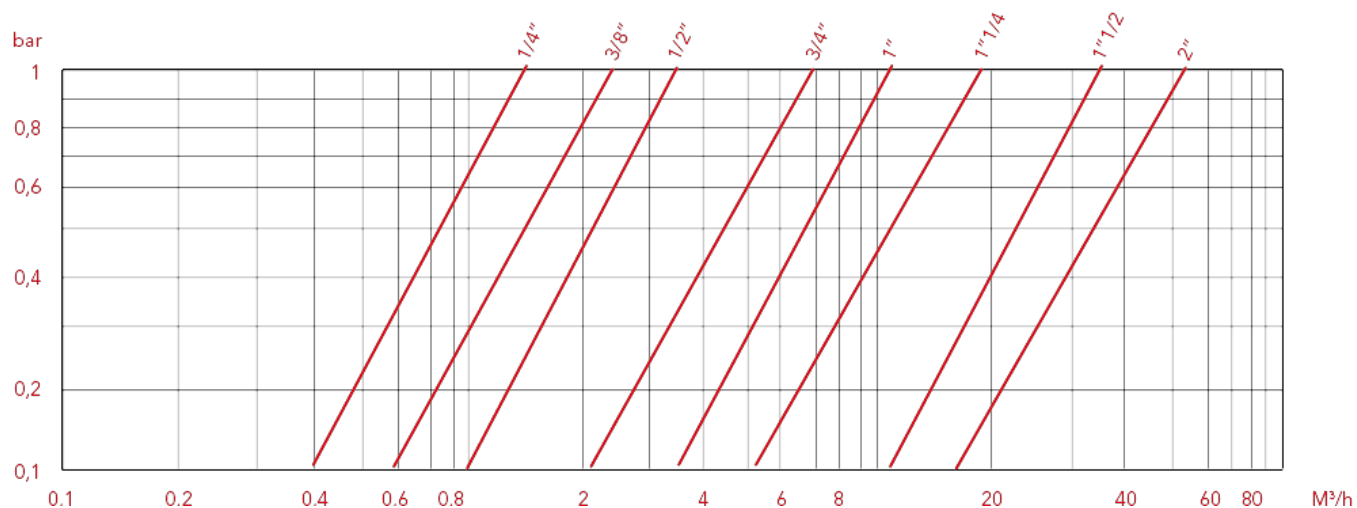
POS.	DESCRIPTION	N.	MATERIALE
1	Body	1	Nickel-plated brass CW617N
2	Packing gland	1	Brass CW614N
3	Stem	1	Brass CW614N
4	O-ring	2	Viton®
5	Lever handel	1	Varnished aluminium
6	Screw	1	Zinc-plated steel
7	Female end adapter	3	Nickel-plated brass CW617N
8	Seat	4	P.T.F.E.
9	Ball	1	Chrome-plated brass CW617N



BALL VALVES

LOSS DIAGRAM (With water)

	1/4"	3/8"	1/2"	3/4"	1"	1"1/4"	1"1/2"	2"
KV	1,5	2,5	3,5	7	12	19,5	37	52

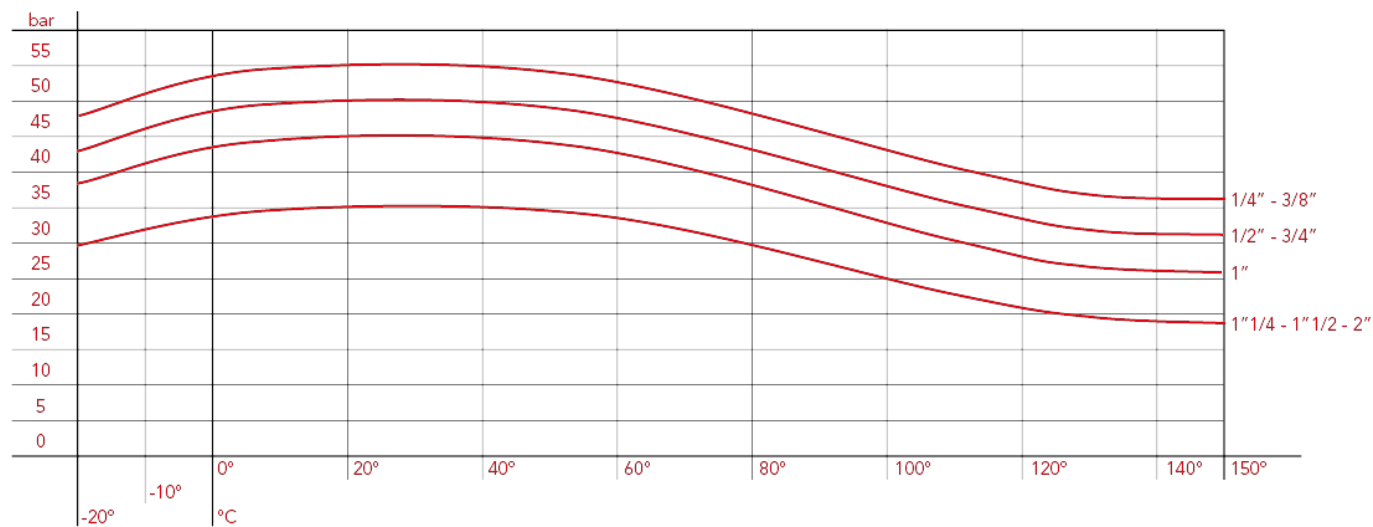




BALL VALVES

PRESSURE-TEMPERATURE DIAGRAM

The values shown by the dropping lines state the maximum limit of employment of the valves.
The shown values are approximate.





ITAP S.p.A.
Via Ruca 19
25065 Lumezzane
Brescia (ITALY)
Tel 030 8927011
Fax 030 8921990
www.itap.it - info@itap.it

We reserve the right to make improvements
and changes to the products described
herein and to the relative technical data, at
any time and without forewarning.

rev. 20210211